

Volume

1

Number 2

TIMOTHY PROJECT

Empowering Women and Men for Ministry

Project Manual

EASTERN MENNONITE SEMINARY

Creating a Culture of Call

© Timothy Project
Harry and Beth Jarrett
Creators of Timothy Project
Eastern Mennonite Seminary
1200 Park Road
Harrisonburg, VA 22802 - 2462

Phone: 540-442-8089
E-mail: hjarrett7@adelphia.net or bjarrett7@adelpia.net

Table of Contents

Welcome to an Adventure!	3
How Timothy Project got started	3
Purpose: growing to understand one's calling	5
Our guiding principles	7
The Gatherings	9
Books and Resources	11
Denominational Resources	15
Editable/Printable Resource Links	16
Personal testimonies of participants	17
Frequently Asked Questions	18

Welcome to an Adventure!

The Timothy Project is a result of the Culture of Call initiative begun by Mennonite Church USA. We continually have heard that creating a Culture of Call in our Mennonite congregations is essential if we desire to meet the growing needs of our established, new, and yet-to-be formed congregations.

However, as pastors and church leaders we have needed materials and resources to help launch ourselves and our congregations into the missional future that God is calling us towards.

The Timothy Project has been designed as an aid to Mennonite congregations and leaders that have a desire to join God in calling, raising up and sending out ministers for the growing needs within our congregations and our world.

The Timothy Project will provide materials, resources and helpful suggestions that will assist you as you lead those in your congregation to discover their calling, direct that calling towards ministry and ultimately embody that calling on behalf of God and God's people.

How Timothy Project got started

In December of 2002 many people attending Praise Fellowship Ministries at Harrisonburg Mennonite Church, Harrisonburg, Virginia, were asking us, "How can I hear and understand the voice of God?" This is a common question pastors and church leaders hear as we accompany those under our care along their journey to discern and faithfully live in obedience to God and the lordship of Jesus Christ. It was clear from the number of persons asking us this question that something needed to be done.

After a number of discussions, Beth Jarrett and I felt that a series on Learning How to Hear the Voice of God would be the best pastoral response and we began this series in January, 2003. On February 2, 2003, as part of the series, we invited Loren Horst, president of Virginia Mennonite Mission Board, to preach in Praise Fellowship Ministries as part of this series and that morning he brought to us his message "When God Says Now!" His message was a challenge and call to not only hear God's voice but to respond to it as well. After the message I felt that an invitation to those sensing a call to ministry would be appropriate and invited all those sensing God's call to ministry to come forward for prayer. We were surprised at the response. More than twenty persons came forward, declaring before God

and the congregation that they had heard God saying, “Now is the time for you to follow my call,” and proclaiming that they were going to say yes to that call.

We suggest that as your group begins to form you have a brainstorming session. Listen to those expressing a sense of call. Find out from them what they feel might be helpful in their discernment process. Using their input and the tools in the Timothy Project you can create an experience that will be effective in helping them better define and embody their calling on behalf of God and God's people.

Beth and I were very excited about what had happened but like many of us in ministry, we did not have the structures to foster this call to ministry in any intentional way. It was out of this need that we developed the Ministers in Training Program that was the prototype for what we currently are calling the Timothy Project.

We began to contact persons who had come forward on February 2 and on April 22, 2003, Harry met with a group of people who were interested in exploring and understanding the sense of “calling” that was becoming more and more evident in their lives. These persons expressed a growing interest in an intentional and intensive ministry training program that would help them better grasp this sense of calling to ministry and aid them in discerning what, if anything, would be their next steps of faith in pursuing this call.

During our time together they suggested a number of things that they felt would be helpful in this type of discipleship program. During this time of brainstorming, a number of felt needs were expressed by the group. Most of these felt needs were used to design our program.

The following is a summary list of their suggestions.

- A desire to hear from experienced ministers from various settings who could share about the reality of being a professional minister.
- A desire to shadow a minister of their choice to experience firsthand a “normal” day in professional ministry.
- A desire to participate in an accountability group with other persons sensing God’s calling
- A desire for practical Biblical studies, instruction on spiritual disciplines, spiritual gifts, time management, boundaries, and authority

Our time that evening was very helpful and as Beth and I discussed further we felt that it was important to create an intentional program that would encompass these suggestions and aid these persons in their discernment process. We began to gather materials that had been helpful to us. We created nine weeks of gatherings that would be used to guide the participants from a general sense of call to a specific direction of ministry.

On Saturday May 17, 2003 at 6:00 am we met and began the Ministers in Training program (now the Timothy Project) with eight persons of various ages, gender and marital status. Nine weeks later, all but one person had finished the training and all seven who did complete the program were able to articulate their next step in pursuing God’s call for their lives.

Purpose: growing to understand one's calling

Each suggested gathering has been planned for a purpose. Every activity, topic, choice of reading, and exercise is thoughtfully placed to help move the participant through the three stages of call so that they are able to take the steps of faith necessary to move forward in all that God has created them to be. The three stages as we have defined them are 1) Discovering my called self, 2) Directing my calling towards ministry and 3) Embodying my ministry calling.

Below, you will find some overarching goals for providing focus in this program. This should also give you a base for understanding the key elements in the program so that you can use alternate materials that you purchase or create.

Your goal in the nine weeks of gatherings

Basically, you will be working to develop three aspects of awareness in the life of the participants.

Stage 1 - "Discovering my called self"

- Share one's call with others and hear affirmation back from the leadership team, from others within the group, and congregation.
- Take the Disc Personal Profile.
- Utilize resources that can help in the discovery of one's unique gifts for ministry.
- Use provided summary and worksheet from the book *My Story, His Story and Our Story* to share one's own story.

Stage 2 - "Directing my calling towards ministry"

- Shadow a minister for one day.
- Discuss the lifestyle of ministry; learn to be aware of boundaries in ministry.
- Hear from experienced ministers.

Stage 3 - “Embodying my ministry calling”

- Hear about a wide range of ministry options, including ministry opportunities in one’s congregation, mission boards, seminary training opportunities, service options, etc.
- Articulate to the group where each senses God is leading.
- Achieve adequate clarity and experience to name one’s calling, either to ministry or elsewhere.

Our guiding principles

The following are some general principles and some specific suggestion for how you might arrange and run each of the gatherings in the Timothy Project. We realize that each setting is different and needs to be approached in unique ways. Please be encouraged to move sessions around, rework them to your liking and setting and please do let us know how you did it so that we can share those learnings with others who might want to use this material.

Group spiritual direction

As we seek to call forth workers into God's kingdom, your role as the leader of the Timothy Project is to partner with God's Spirit who has begun stirring in the participants this sense of call, accompanying them on the journey of discovery. It is important for those who will lead the Timothy Project to give space to the Spirit's continued work in the lives of the participants as they are exposed to the material. This can best happen by allowing ample time at the end of each session or at the beginning of each session to simply ask, "What do you sense God has been speaking to you through this process?" Giving space can sometimes mean that there will be silence. Remember that this may be the first time they have been given time to reflect on a very profound question. Silence makes room for God's spirit to break in with fresh insight. When someone in the group shares what they have experienced, gently affirm them for sharing. This will create hospitality for others to share their feelings as well. When it seems appropriate, it can be helpful to close the time of sharing by summarizing or reflecting back to the group what you as a leader have heard, giving special attention to common themes that emerge, followed by a time of prayer.

Care in choosing presenters

It is very important that you put some thought and prayer into who you will ask to serve as presenters for the sessions. Though you may be a wonderful minister and teacher, this program isn't only about the information. It is about these persons exploring their call and experiencing through others what vocational ministry is about. They will need to hear about your experience but they will also need an exposure to a variety of ministry experiences to better discern their call and God's direction for them. Ministers of various ages, genders, races, classes and ministries should be sought out to give as broad a picture of ministry as possible. For example, ask your overseer to come and speak on "If I were starting my ministry again", a denominational leader or conference pastor to speak on "So where do I go from here" and share the various opportunities available, as a young pastor to talk about setting boundaries, or a woman to speak on her experience of ministry. Try to use all the

persons and resources available to you for the good of those desiring to understand what ministry is about.

Sharing a meal

Each gathering of the expected nine week study program should begin with breakfast or a shared meal. This creates a common experience for the group and builds trust and fellowship. Sharing one's personal call is an intimate thing and one that can be frightening. By eating together we create trust between the group and a family atmosphere that will aid in informal, intimate sharing.

Shadowing a Minister

This is the dream of most persons who sense a call to ministry. Spending an entire day with someone that they respect and admire can be a powerful motivator or alternately a wake-up call as they see what real day-to-day ministry is about. The participants will request to shadow certain ministry persons in various settings. Leaders will need to make the initial contacts to confirm and connect ministers with the Timothy Project participant. After contacting and confirming that a minister is willing to be shadowed by one of the participants, send a letter to the minister that explains what is being asked of them. There is a sample letter on the Resources web. That letter will give helpful suggestions about how this experience can be laid out.

Prayer Partners

We all need someone who will be a witness of our life and the work that Christ is doing in and through it. This prayer partner relationship can serve to provide the witness and support that each participant will need as they go through this experience. As a leader, you will not be able to spend as much individual time with each of the participants as they would like or need, especially if you have a large group. Remember these persons are sensing a call to move into more formal expressions of ministry. Allow them to practice this ministry with those in the group and learn to receive ministry from peers by pairing off to form prayer partnerships. Make sure you check-in every so often to see how the relationship is going. This will give you insight into further training needs or possibly what direction of ministry the participants may be best suited for.

The Gatherings

Gathering 1—Introduction to the program and to one another.

- The first morning spend a little more effort and time on breakfast. Make a big one that the group will remember. It will literally leave a good taste in their mouths for the next time and make things special. As time goes on slowly tone down the breakfast part to coffee, juice and some type of pastry.
- The breakfast time is a time for informal discussion of life events but also serves as a time to ask, “What did you learn this week from your reading?”
- For worship and prayer, one or two hymns or choruses are enough. Make sure to pick a song that goes thematically with the topic of the day
- In the first session you need to give each person the Discipleship Notebook, books and other resources that you will be using and explain them.
- After the explanation of the program and materials ask each person to share, “Why I am here and what I expect out of this experience”
- Take a 10 to 15 minute break
- Have the presenter for the morning work through the "What The Bible Has To Say About Ministry" sheet
- Have each person choose a prayer partner in the group that they will pray with during the nine weeks and remind them to fill out the Staff/Minister Shadowing request form before the next weeks gathering
- Assign the Homework: Speaking of God - Ch. 1 & 2; Celebration of Discipline - Ch. 1
- Close in Prayer

Gathering 2—The Discipleship Notebook

- Begin again with breakfast but tone it down a bit. You may want to ask the group to share the responsibility for preparing breakfast but we would discourage you from doing this. This is a time when you are to serve these persons and model what

servant leadership is about. There is no better way than getting up at 5 am to fix them a good breakfast. They will have plenty of time in the future to serve.

- Discuss the reading for the week during the breakfast, gather up the shadowing cards and anything else that needs to be taken care of.
- Have the presenter work through the materials and explain how they are to be used to create a rhythm and rule for life as a ministering person.
- Take a 10 to 15 minute break
- Give the group between 20 to 30 minutes to ask the presenter questions about their spiritual life and how they sustain it in ministry or other questions that they might have. Remember, very few people have the opportunity to ask us these type of questions so don't spend so much time on information that you miss out on the formation.
- Assign the Homework: Speaking of God - Ch. 3; Celebration of Disciplines - Ch. 2-4 & DiSC leadership survey (2800 Series) or Personality profile that you will use. (This should have been purchased earlier)

For a detailed outline of each of the nine gatherings please look in the appendix at the end of this manual.

Gathering 3 through 9

- Follow a similar format as the previous gatherings and be flexible.
- Some of the presenters may back out on you at the last minute for unforeseen reasons so make sure you always are prepared to jump in if necessary.
- Make sure that you have any handouts or materials ready to hand out a day or two before your meetings. Making copies at 5 in the morning is not a good way to start the day especially if the copier blocks or runs out of ink.
- Enjoy yourself; this is God's work. God spoke to these persons before you did and your call is to simply accompany them along the journey gently pointing out what they are already sensing in their spirits.

Books and Resources

Clearly, there are many books and resources that can be used in the formation of the ministering person. We have chosen ones that we like and have found to be helpful to nurture the desired growth in persons faith journeys. We would like to share the purpose of each resource in the program so that you can better substitute materials that may be suited to your setting.

What the Bible has to say about Ministry, by Rick Warren is a scriptural overview of what ministry is all about. Scripture needs to be the starting point and sustaining light for ministering persons. We modified the CLASS 301 materials from Rick Warren.



Class 301 Discovering My Ministry by Rick Warren

FROM THE PUBLISHER: Learn how to equip and empower your people for service by helping them identify their S.H.A.P.E. for ministry which includes one's Spiritual Gifts, Heart, Abilities, Personality, and Experience. Order from www.pastors.com/pcom/class/301.asp

ALTERNATES: create some other Biblical overview of the character, purpose, and means of Scripturally based ministry.


My SHAPE for ministry by Rick Warren is also part of the CLASS 310. It is a gifts discernment tool that we have found very helpful. Rather than focusing only on spiritual gifts, the full range of who we are as ministering persons is explored. These include spiritual gifts, our heart (what we love to do), our abilities, our personalities and our past experiences (both positive and negative). We recommend using only the interview tool "Finding My Shape for Ministry" for the Timothy Project. It is important that the participants begin to explore these areas of gifting so that they are able to find ministry that will be fulfilling to them and productive for others.

ALTERNATES: ***Rediscovering our Spiritual Gifts: Building up the Body of Christ through the Gifts of the Spirit***, by Charles V. Bryant

Heights spiritual gifts survey (Mobilizing spiritual gifts series), by Paul Richard Ford

Other resource on SHAPE: Bruce Bugbee and Don Cousins

Talent Show: Your faith in full color by Bob Lichy.



Celebration of Discipline by Richard Foster is a classic book that looks at most of the spiritual disciplines that we are called to practice in our lives as ministers and to foster in the lives of those that we minister to.

FROM THE PUBLISHER: Hailed by many as the best modern book on Christian spirituality, *Celebration of Discipline* explores the "classic Disciplines," or central spiritual practices, of the Christian faith. Along the way, Foster shows that it is only by and through these practices that the true path to spiritual growth can be found.

ALTERNATES: find some resource that will give an overview and guidance on practicing spiritual disciplines. There are many books on creating a rhythm and rule for your life on the internet bookstore lists. You might also consider calling Kevin Clark or Wendy Miller, instructors in Spiritual Formation at Eastern Mennonite Seminary for suggestions.

Soul Feast by Marjorie Thompson

Soul Shaper by Tony Jones

Spiritual Disciplines Handbook: Practices that Transform Us. by Adele Ahlberg Calhoun. Spiritual disciplines are for everyone who seeks after Christ. This book offers comprehensive practices for the Christian disciples life.



Speaking of God: Evangelism as Initial Spiritual Guidance by Ben Campbell Johnson helps participants enter into the arena of ministry as the practice of spiritual direction. Learning to come along side of persons is an important part of becoming effective in ministry especially in our postmodern world. As ministers we are called to be witnesses of Christ in all the world. This has much less to do with telling persons what to think and more to do with joining persons in their journey and gently being a witness to what God is already doing in their lives. As ministers we must learn how to listen and watch what God is doing in person's lives and then be present enough to say, "I hear what you are saying and see what is going on. It seems like God is really working in your life. What do you think?"

FROM THE PUBLISHER: Many mainline churches today have members (both lay and clergy) who find it difficult to speak face-to-face about God. In this creative book, Ben Campbell Johnson combines evangelism and spiritual guidance in order to offer a theological foundation, practical suggestions, and a positive model for sharing faith. Johnson calls for the recovery of evangelism in ministry and encourages ministers to become models of personal evangelism for laity.

ALTERNATES: Books on friendship evangelism or being hospitable.



Discipleship Notebook is intended to be a means to help men and women grow as disciples of Jesus Christ. It was developed by Ervin Stutzman for teaching in various discipleship programs, including Youth Evangelism Service with Eastern Mennonite Missions. Ervin drew from various informal sources to compile the material. Growth in Christ is enabled through the disciplines of reading and writing, along with other spiritual disciplines. These disciplines can help you remember what God is teaching you each day. Written materials can also provide opportunities to share with a spiritual mentor or companion. By keeping the discipleship notebook close by, persons can record insights as they come to them. Then, in retreat or small group settings, people can reflect on what they have written. Discipleship groups are an effective way to develop one's growth as a disciple. Each of the various sections has a particular purpose, yet contributes to the larger purpose. Groups may choose to eliminate or add sections according to their particular need.

The discipleship notebook is an 8 1/2 x 5 1/2 inch 3 ring notebook that contains various sections of the curriculum. This notebook is given to each of the persons participating in the Timothy Project and should contain all the materials they will need or be receiving during the program. This tool can accompany them as a continuing resource in their journey of discipleship.

You will need to edit and print 1 of the following for each Discipleship Notebook:

1. Cover Page
2. Staff/Minister Shadowing Request Form
3. Syllabus
4. *What the Bible says about ministry* fill in sheet
5. *Remembering Your Story* worksheet
6. Discipleship Notebook sheets

We have created a PDF document that contains all of these materials for easy printing. However, when you run the program you will need to edit these resources according to your setting.

The editable materials for this can be downloaded [from](http://www.emu.edu/seminary/timothy) our website at www.emu.edu/seminary/timothy.



DiSC Personality Profile is a learning instrument designed to help people understand to what degree they utilize 4 behavior styles. DiSC provides targeted feedback designed to help people and organizations build productive

teams and develop effective management and leadership. The DISC report can improve service and reduce conflict. Organizations have successfully used it to increase team effectiveness and interpersonal communication skills, as well as to improve or maintain satisfaction.

ALTERNATES: **Myers-Briggs**. <http://www.myersbriggs.org/>




If I Were Starting My Ministry Again: Timeless Instructions and Life-Changing Wisdom by John Drescher serves as a launching pad for discussion on important principles and practices for effective ministry. John Drescher is a seasoned minister and this resource helps participants move in the right direction in regards to ministry and life priorities. It is a helpful resource that shares practical suggestions for young ministers as they embark into vocational ministry. A great conversation starter.

This worksheet can be found in the appendix at the end of this manual and on our website

Learning to Share My Story, His Story and Our Story is a summation of the book ***Remembering Your Story*** by Richard L. Morgan and should be used as a worksheet. We need to recognize that it is out of our story that we minister. Our story is the container that holds our experience of the world, God and others. Understanding that story, reconciling ourselves to it and learning how to share it in a way that can be beneficial to others is essential. This worksheet will help the participants explore their story and enable them to articulate it in a beneficial way to the group and others.

ALTERNATES: ***God's story, our story : exploring Christian faith & life***, by Michele Hershberger. Faith and Life Resources, 2003.



The book is helpful but we suggest that you use the video and show only the introduction to each section

Boundaries by Henry Cloud and John Townsend. Healthy boundaries are important in life and ministry. If we as ministers do not set our own boundaries then others will set them for us and we will usually end up burned out. Learning to set appropriate boundaries is essential to being a healthy and effective minister . This resource helps persons explore setting healthy and appropriate boundaries without feeling a sense of guilt.

FROM THE PUBLISHER: Having clear boundaries is essential to a healthy, balanced lifestyle. A boundary is a personal property line that marks those things for which we are responsible. In other words, boundaries define who we are and who we are not. Boundaries impact all areas of our lives. Physical boundaries help us determine who may touch us and under what circumstances. Mental boundaries give us the freedom to have our own thoughts and opinions. Emotional boundaries help us to deal with our own emotions and disengage from the harmful, manipulative emotions of others. Spiritual boundaries help us

to distinguish God's will from our own and give us renewed awe for our Creator. Often, Christians focus so much on being loving and unselfish that they forget their own limits and limitations. When confronted with their lack of boundaries, they ask: Can I set limits and still be a loving person? What are legitimate boundaries? What if someone is upset or hurt by my boundaries? How do I answer someone who wants my time, love, energy or money? Aren't boundaries selfish? Why do I feel guilty or afraid when I consider setting boundaries?



Small Group Leadership as Spiritual Direction by Heather Webb, Foreword by Eugene H. Peterson

FROM THE PUBLISHER: Members of your small group look to you for answers. They bring their raw questions and intimate needs to you, looking for wisdom and understanding. How can you encourage your group to consider the Holy Spirit's voice? The exciting discipline of spiritual direction allows you to create a space in which the Holy Spirit can move among your group. As you begin to discern Christ's call in the lives of others, you will see your ministry with a new perspective and uncover new ways to direct your group, not just lead it.

Denominational Resources



For the final gathering we suggest that you pull together all the materials at your disposal that show participants options for places and directions that they can move towards after the Timothy Project is over. You might want to call the collection **Roads to Ministry** as we did. Many persons sense a call to ministry, but don't know what to do with it. If you do not put the appropriate amount of energy into gathering these materials you will end up with nothing more than a frustrated group of persons at the end of your nine weeks together. These persons want to know what to do with their calling. You should expose them to as many options as possible and then witness to what God seems to be speaking to them. It is your job to make it easy for them to find the next step in their journey of embodying their call to ministry.

It will be important that you provide a good overview of the types of ministry opportunities available to those sensing a call to ministry and to present them to those participating in the Timothy Project.

Since each location affiliates itself in different ways we will only give you some suggestions for categories to consider. Create a packet with your choices from the following list.

- Create a complete list of ministries in your congregation that these persons could consider. This list should be comprehensive and not just positions that are available. Use this opportunity to inform these persons what is going on in your congregation.
- Explore and share a comprehensive overview of MC USA agencies and ministries. This can be found at <http://www.mennoniteusa.org/>.
- Contact the mission board or boards that you affiliate with. They will be happy to create a folder filled with current opportunities.
- Contact the Bible schools and seminaries that you feel comfortable recommending to those in your program. Ask them to send you catalogs and new student information to be handed out to your participants.
- Reflect on other ministries in your community that you would feel good about directing your participants towards and gather the material necessary to be able to inform them.






Editable/Printable Resource

Links

You will find links to all the editable and printable documents that you will need for yourself and those participating in the Timothy Project at our website at www.emu.edu/seminary/timothy. There are also sample resources included in the appendix of this manual.

Personal testimonies of participants

We were privileged to have a wonderful group of participants during the first run of this program and they were generous enough to share with us their thought on the Timothy Project (called at that time Ministers in Training Program). The video testimonies and a nine minute promotional video is available on our web site at www.emu.edu/seminary/timothy.

	<p>Chris Riddle</p> <p>Husband and father currently studying at Eastern Mennonite Seminary and exploring options on the mission field</p>
	<p>Matt Yoder</p> <p>Single man currently serving as director of Peace House on James Madison University Campus</p>
	<p>Belinda Beya</p> <p>Single woman working at Eastern Mennonite University</p>
	<p>John Bell</p> <p>Pharmacist, husband and father of four serving on Praise Fellowship Coordination team at Harrisonburg Mennonite Church</p>
	<p>Kathy Rumer</p> <p>Divorced single mother serving God at work and in her community</p>
	<p>Glen and Cheryl Zehr</p> <p>Husband and wife now studying at Elim Bible college. No video available</p>

Frequently Asked Questions

How do I begin?

1. Familiarize yourself with the printed materials. You should find a welcome letter, this frequently asked questions sheet, a suggested syllabus with helpful notes on the purpose of each session and a contact sheet with names and addresses for persons that are available to help you get the most out of the this program
2. Explore the pages of the website. You will find background information, defining premises, printable resources and web links to other purchasable resources that can be accessed if you have internet access.
3. Print out the materials that you may be interested in using. It is difficult to assimilate it all on a computer screen. You may find it helpful to print out materials and begin to read and edit them for your particular setting. You are free to edit any or all of the materials that you download from this website. We only ask that you send us a copy so that we can share your ideas and changes with others who may use this material.
4. Decide whether you will run the Timothy Project in your congregation. This may seem redundant but you need to decide if this is something that will benefit those in your congregation who are exploring a call to ministry. If so, you will need to commit yourself to enter fully into a more intense relationship with them.
5. Sound the Call. You will need to invite persons that you feel would benefit from this experience to consider being a part. It is important as well to ask others in your congregation who they sense God calling as well. You should also give opportunity for persons to voice a personal sense of call and desire to be part of this program. All three are important ways that God calls us into ministry.
6. Gather who you have and set a date and time when you will begin meeting. Write up your syllabus, get all the materials purchased or printed, line up who will lead the various parts of your times together and get ready to see God work in these person's lives.

Where do I find these resources?

This website www.emu.edu/seminary/timothy contains lists of resources and materials to help you as you participate in the program. Take some time to look through the resources section of the website. If you would prefer to receive printed material as well as an interactive CD, you may request one from the Timothy Project staff.

Why are the sessions on Saturday morning?

They don't have to be on Saturday morning but that seemed to be the only time when everyone was free. It didn't mess up most persons plans for the day or evening and it increased the commitment level which made the program seem important and special. We knew that whoever was there really was serious about hearing from God and following Him. We would suggest this format.

What do the sessions look like?

Following is a tentative morning schedule:

- 5:30 Breakfast & general discussions on readings
- 6:00 Worship & prayer
- 6:15 Introduction of topic
- 7:00 Discussion, questions and answers
- 7:30 Break
- 7:45 Small group, prayer partners, mentors discussion on practical questions, worksheets given by input person, etc.
- 8:15 Conclusion and weekly assignments made
- 8:30 Departure

Why are the meetings so long?

Again, that is how we did it. You may make changes if you like. But remember that part of the effectiveness is in the intensity of the program.

How much does it cost?

There is no cost to you for the Timothy Project. As a congregation we asked each participant to contribute \$15.00 to the experience and covered the rest of the cost as a ministry. Total cost will depend on how many of the suggested materials you decide to use.

Are their consultants to help us run the Timothy Project in our congregation?

Yes there are. To contact us:

Harry and Beth Jarrett
Creators of Timothy Project
Eastern Mennonite Seminary
1200 Park Road
Harrisonburg, VA 22802 - 2462

Phone: 540-442-8089

E-mail: hjarrett7@adelphia.net or bjarrett7@adelphia.net